



# Molift Air Tilt

Ceiling hoist with electric  
tiltable sling bar

 **etac**<sup>®</sup>

# Molift Air Tilt

Molift Air Tilt provides a better working environment for carers thanks to the electrically tiltable sling bar. It reduces the burden on the carer and provides increased comfort for the user, as no physical effort is required and manual handling is minimized.

## Repositioning without physical effort

Molift Air Tilt allows single carers to handle demanding everyday transfers and repositioning of users safely and comfortably. Without any strain, the carer can adjust the user's height and position, simultaneously and with precision. This allows the user to be easily placed in an optimal sitting position, for example in a wheelchair.




Thanks to the open design, both users and carers are given a comfortable experience. The patient gets a feeling of openness from the wide field of view, while the carer has more opportunity for eye-contact.

## A flexible solution

Molift Air 350 is a well-established ceiling hoist in the Molift family, also available in a modified version with a tilt function. The tilt function is operated with the hand control, which makes the Molift Air Tilt very intuitive and user-friendly to use.

Molift Air Tilt and Molift Rail System are suitable in most care facilities, such as hospitals, nursing homes and home environments. The solution ensures that each step contributes to maximum function and a comfortable and ergonomic lifting situation for carers and users. Molift Air Tilt offers a flexible and cost-effective investment for the healthcare sector.



| Variant  | Includes                 | Item no.                      | Emergency stop  | Reachable from floor with string.<br>Reset possible from floor |  |
|--|--------------------------|-------------------------------|---|--|--|
| Molift Air Tilt                                | Ceiling hoist, sling bar | M26355                        | Protection class  | IP24   |  |
| <b>Facts</b>                                   |                          |                               | <b>Specification Molift Air Tilt Sling bar</b>  |  |  |
| Maximum user weight (SWL)                      |                          | 273 kg                        | Weight  | 7,3 kg   |  |
| Material                                       |                          | Steel, plastic                | Length  | 580 mm   |  |
| Expected lifetime                              |                          | 30 000 cycles SWL or 10 years | Width   | 580 mm   |  |
| Molift Service Tool                            |                          | Included                      | Height  | 500-790 mm   |  |
| <b>Specification Molift Air 350 Tilt Hoist</b> |                          |                               | Tilting range   | 75 degrees   |  |
| Weight   |                          | 8,6 kg                        | Actuator speed  | 12,6 mm/second   |  |
| Length   |                          | 360 mm                        | Protection class  | IPX4   |  |
| Width  |                          | 190 mm                        |   |  |  |
| Height   |                          | 195 mm                        |   |  |  |
| Battery  |                          | 26.4 V SLA 2.6 Ah             |    |  |  |
| Battery charge time                            |                          | 6 hrs                         |   |  |  |
| Motor  |                          | 24V DC                        | Clean / disinfect the product using a standard non-abrasive cleaning agent with a pH between 5 and 9, or with a 70% disinfectant solution.                                |  |  |
| Hoisting interval                              |                          | 2600 mm                       |   |  |  |
| Hoisting speed                                 |                          | 50 mm/sec                     |   |  |  |
| Emergency lowering                             |                          | Mechanical and electrical     |   |  |  |

## Features



### Easy positioning in the wheelchair

The possibility of simultaneous adjustment of the angles means that the user can be easily placed in an optimal sitting position in the wheelchair.



### Increased comfort for the user

The sling bar is very open giving the user plenty of space around their head. This contributes to good visibility, openness and the possibility of more eye contact between the user and carer.



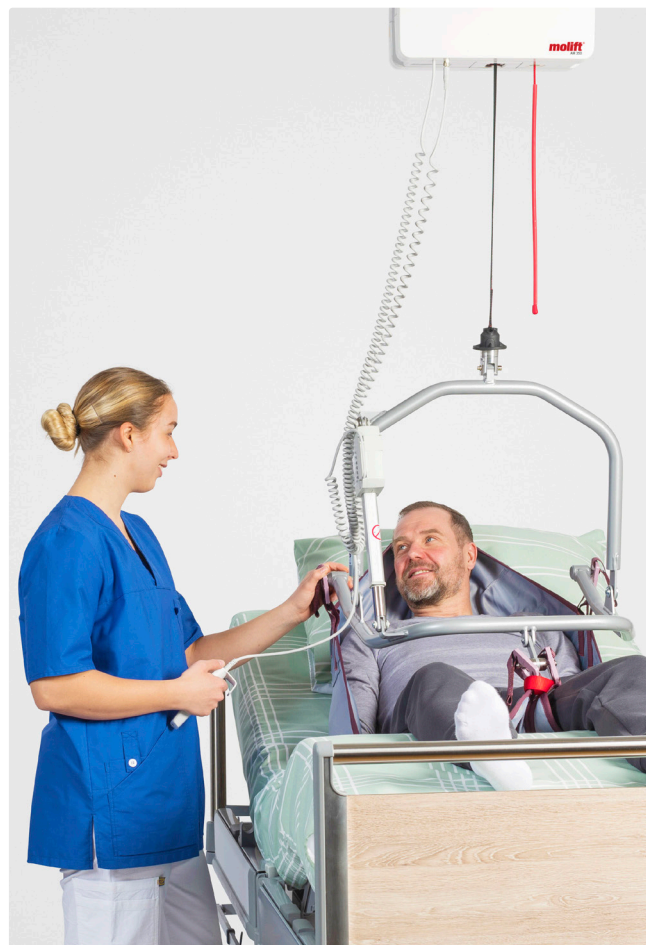
### Flexible connection of the sling

The clip sling attachment provides flexibility and a convenient transfer. The sling straps are attached to a stud on the sling bar. The leg strap has a flexible connection allowing it to be adjusted according to the user's needs.



### Quick-release coupling

Molift's sling bars have a quick-release coupling. This makes it easy and smooth to switch between different sling bars without the need for any tools.



## Slings with clip fixings



### High Easy Sling

Clip fixings, Polyester, SWL 220 kg

|                   |           |
|-------------------|-----------|
| Small .....       | HYASMCP   |
| Medium .....      | HYAMEDCP  |
| Large .....       | HYALRGCP  |
| Extra large ..... | HYAXLRGCP |



### High Easy Toileting Sling

Clip fixings, Polyester, SWL 220 kg

|                   |             |
|-------------------|-------------|
| Small .....       | DA-ST3ASM   |
| Medium .....      | DA-ST3AMED  |
| Large .....       | DA-ST3ALRG  |
| Extra large ..... | DA-ST3AXLRG |



Etac is a world-leading developer and provider of ergonomic assistive devices and patient handling equipment. Our heart lies in the solutions that optimise quality of life for the individual, their family and caregivers.

For the latest news and continuously updated product information – visit: [www.etac.com](http://www.etac.com)

Etac AB  
Kista Science Tower  
SE-164 51 Kista, Sweden  
Tel +46 371 - 58 73 30  
[info@etac.se](mailto:info@etac.se) [www.etac.com](http://www.etac.com)

  
Creating Possibilities